



Music Virtual Learning

# 8th Grade Orchestra

May 5, 2020



## 8th Grade Orchestra

Lesson: May 5, 2020

**Objective/Learning Target: “I can count 16th note, dotted 16th note and triplet patterns”**

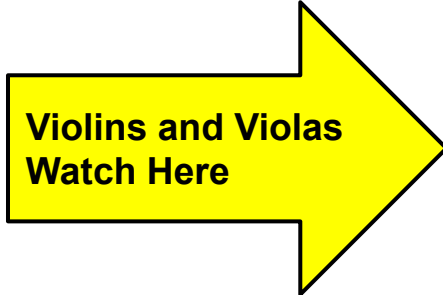
# Warm-Up



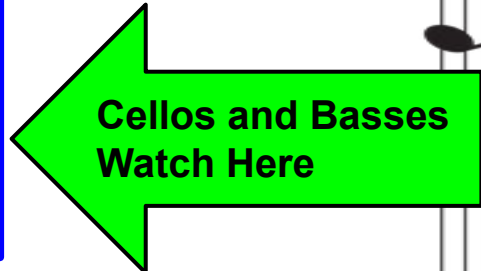
# Relaxed Bows



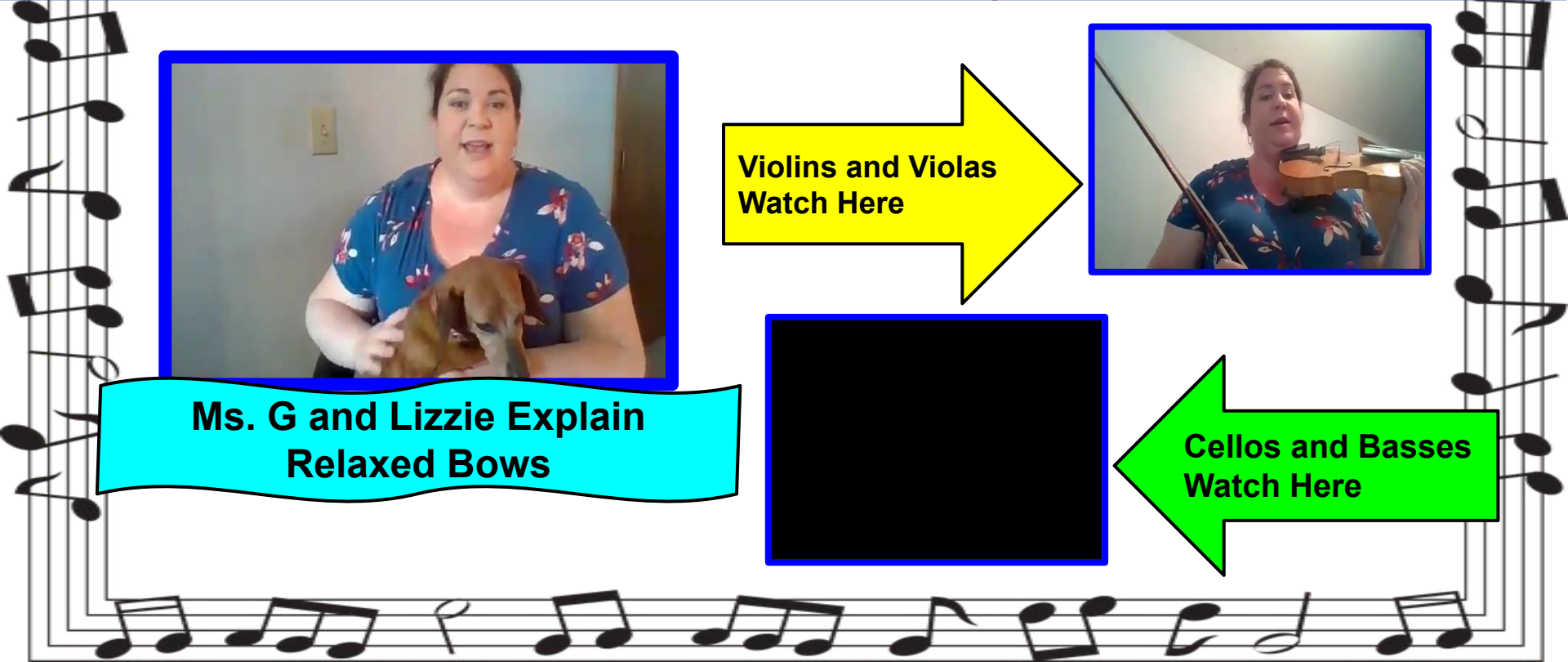
**Ms. G and Lizzie Explain  
Relaxed Bows**



**Violins and Violas  
Watch Here**



**Cellos and Bases  
Watch Here**




# Lesson

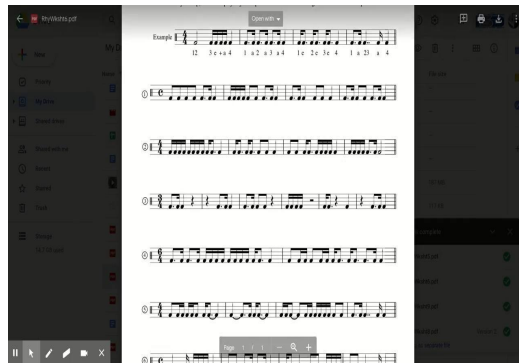


# 16TH NOTE AND TRIPLET RHYTHMS

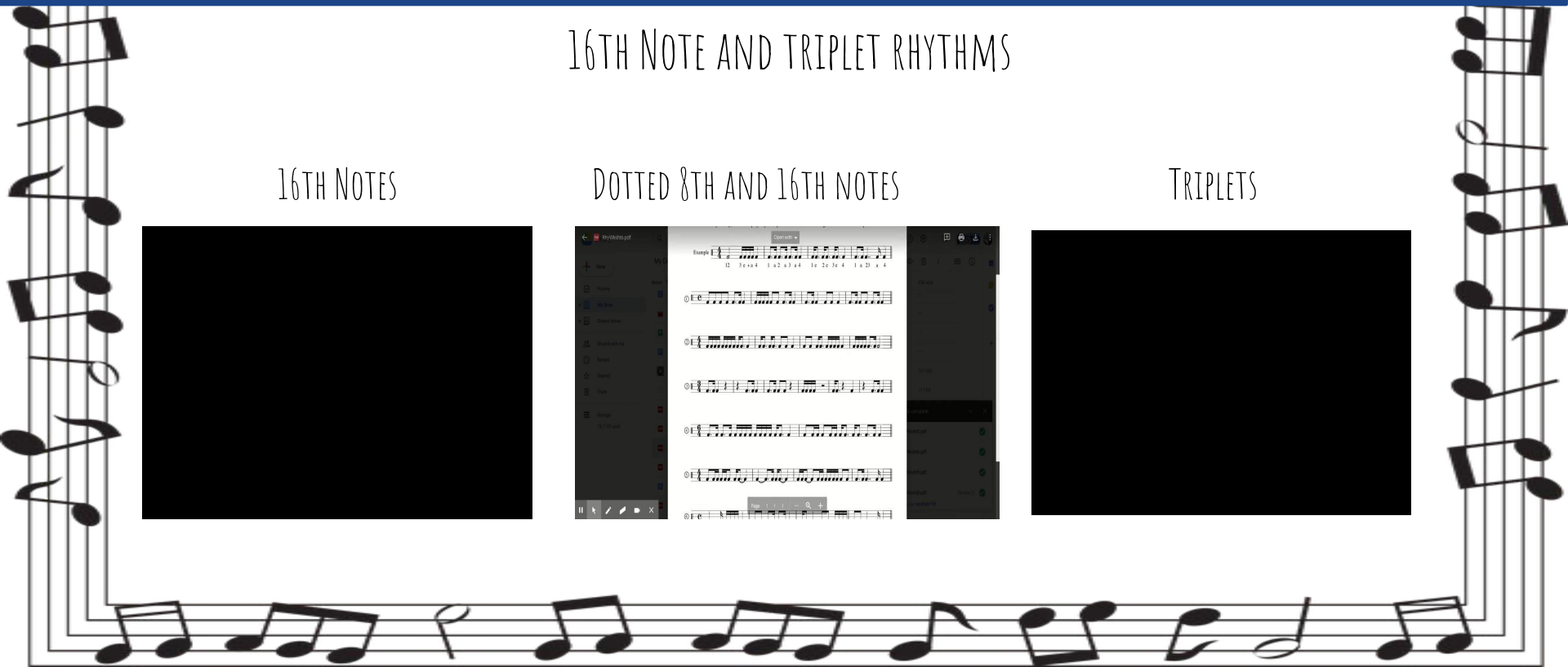

16TH NOTES



DOTTED 8TH AND 16TH NOTES



TRIPLETS



# 16TH NOTES

Example

A musical staff in 4/4 time showing a sequence of 16th notes. The notes are grouped into four measures. Below the staff is a rhythm chart: 1 + 2 e + a 3 4 | 1 e + a 2 + 3 4 | 1 e + 2 3 + a 4 e + a | 1 2 3 4

TRY SAYING,  
CLAPPING AND  
PLAYING!



# 16TH NOTE EXAMPLES

TRY CLAPPING, SAYING, AND PLAYING!

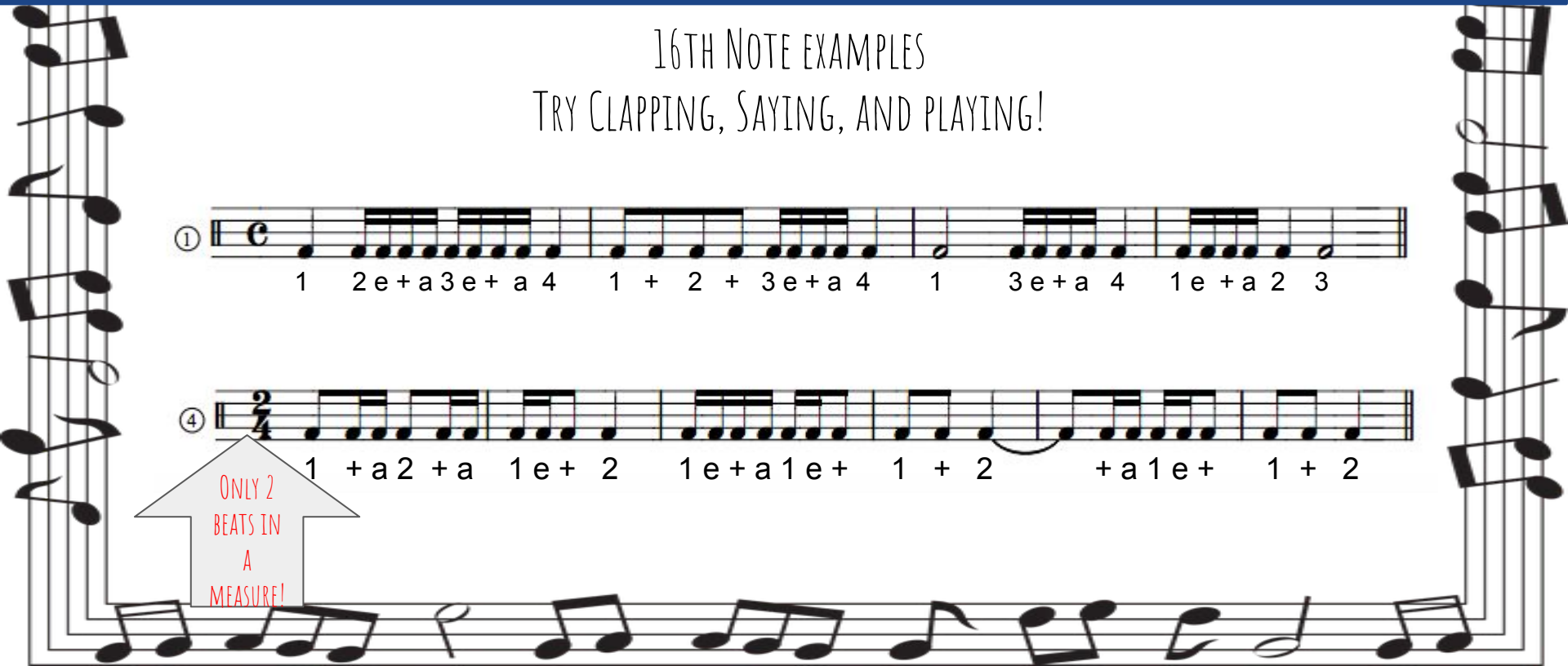
①  **C**

1 2 e+a 3 e+a 4 1 + 2 + 3 e+a 4 1 3 e+a 4 1 e+a 2 3

④  **2/4**

1 + a 2 + a 1 e+ 2 1 e+a 1 e+ 1 + 2 + a 1 e+ 1 + 2

ONLY 2  
 BEATS IN  
 A  
 MEASURE!






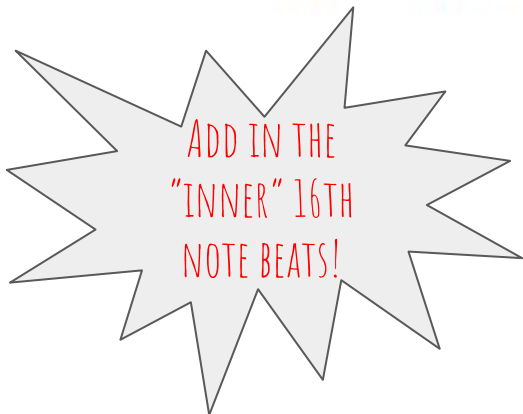
## DOTTED 16TH NOTE PATTERNS

Example



12    3 e + a 4    1 a 2 a 3 a 4    1 e 2 e 3 e 4    1 a 2 3 a 4

↑    ↑    ↑       ↑    ↑    ↑       ↑    ↑  
 e+   e+   e+       +a   +a   +a       e+   e+



## MATH TIME!

HOW MANY 16TH NOTES FIT INTO EACH BOXED NOTE/PATTERN?

②

A musical staff in 4/4 time. The notes are: quarter, eighth, eighth, quarter, dotted quarter, quarter, dotted quarter, quarter, eighth, eighth, quarter, dotted quarter, quarter, eighth, eighth, quarter. Four red boxes are drawn around the 4th, 5th, 10th, and 13th notes.

⑤

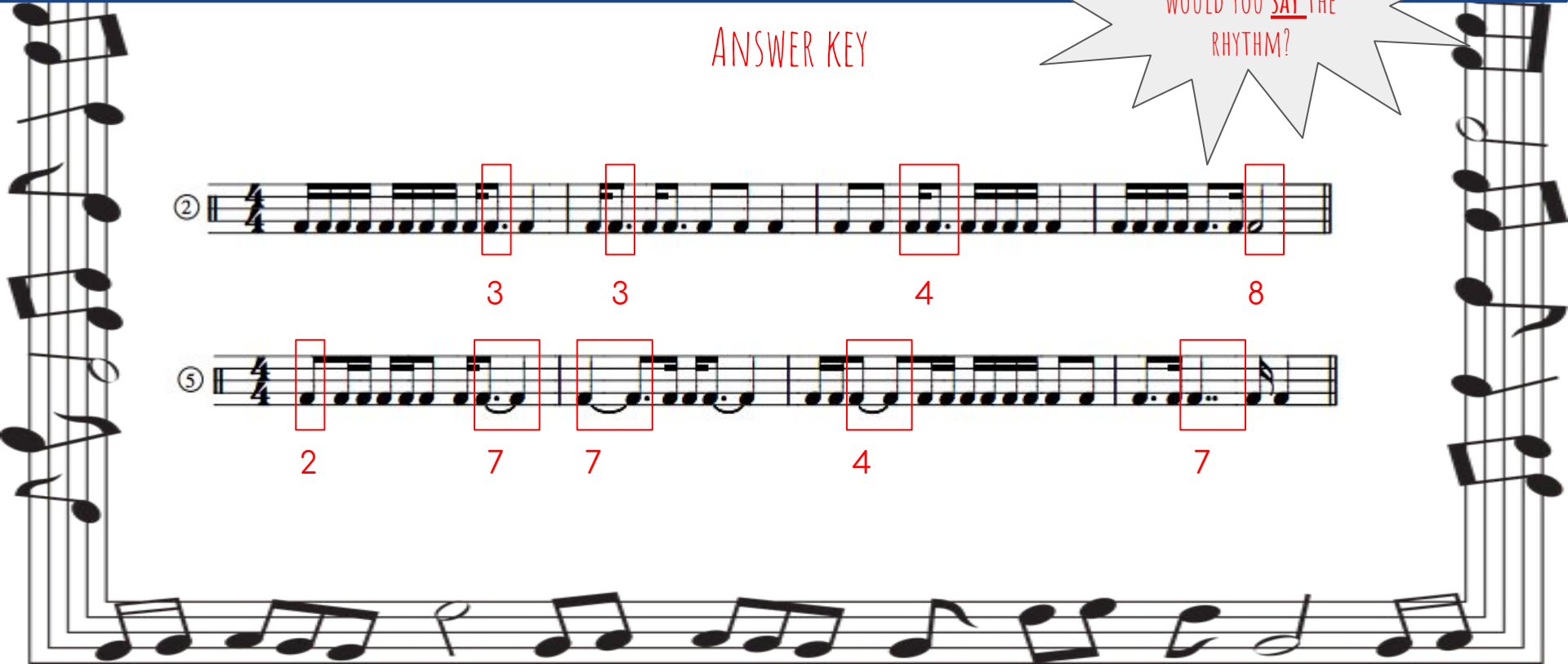
A musical staff in 4/4 time. The notes are: quarter, eighth, eighth, quarter, dotted quarter, quarter, dotted quarter, quarter, eighth, eighth, quarter, dotted quarter, quarter, eighth, eighth, quarter. Five red boxes are drawn around the 1st, 4th, 5th, 10th, and 13th notes.



ANSWER KEY

BONUS QUESTION: HOW  
WOULD YOU SAY THE  
RHYTHM?

Two musical staves are shown, each with a circled number at the beginning. The first staff is labeled with a circled '2' and the second with a circled '5'. Both staves are in 4/4 time. The first staff has four red boxes around groups of notes with counts '3', '3', '4', and '8' below them. The second staff has five red boxes around groups of notes with counts '2', '7', '7', '4', and '7' below them.



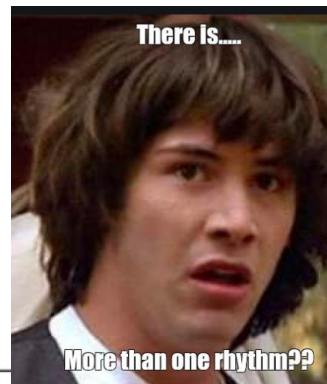
TRY SAYING TRIPLET RHYTHMS!  
(REMEMBER: 3 TRIPLET NOTES FIT INTO ONE BEAT)

Example



1 2 3 la li 4    1 la li 2 la li 3 4    1 + 2 3 la li 4    1 la li 2 3 4

Instead of “la li”, try saying  
“1 and a” or  
“trip-o-let”



## A FEW NOTES ABOUT TRIPLETS



↑  
IF 3 TRIPLETS, FIT INTO A BEAT, THEN 6 TRIPLETS FIT INTO A HALF NOTE!

↑  
OR 9 TRIPLETS FIT INTO A DOTTED HALF NOTE!



↑  
TWO TRIPLETS FIT INTO WHAT LOOKS LIKE A QUARTER NOTE, WHEN THE "3" SHOWS THAT IT SHOULD BE A TRIPLET PATTERN.













GO TO



[WWW.THERHYTHMTRAINER.COM](http://WWW.THERHYTHMTRAINER.COM)



AND CHOOSE THE 16TH NOTE  
 AND DOTTED RHYTHMS!

\*START OUT WITH JUST ONE OR TWO PATTERNS

**RHYTHM GUIDE**

 <b>BAJA BLAST</b> 	 <b>HOT CHOCOLATE</b> 	 <b>GLUTEN FREE CEREAL</b> 	 <b>TIC TAC</b> 
	 <b>PAY ATTENTION, RYAN</b> 	 <b>CRUNCHWRAP SUPREME</b> 	 <b>SCHOENBERG ISN'T CONTEMPORARY</b> 

  
 CHICKEN FETTUCINE ALFREDO WITH BRIOCCOLI AND A SIDE OF FRESHLY TOASTED GARLIC BREAD WITH A DRINK OF YOUR CHOICE  


  
 ham  




# Review

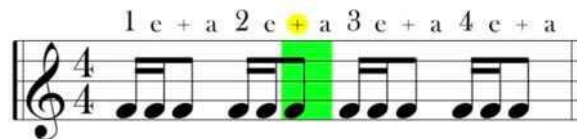


USE THESE WORKSHEETS AND VIDEO TO REVIEW

16TH NOTES

DOTTED 8TH AND 16TH

TRIPLETS

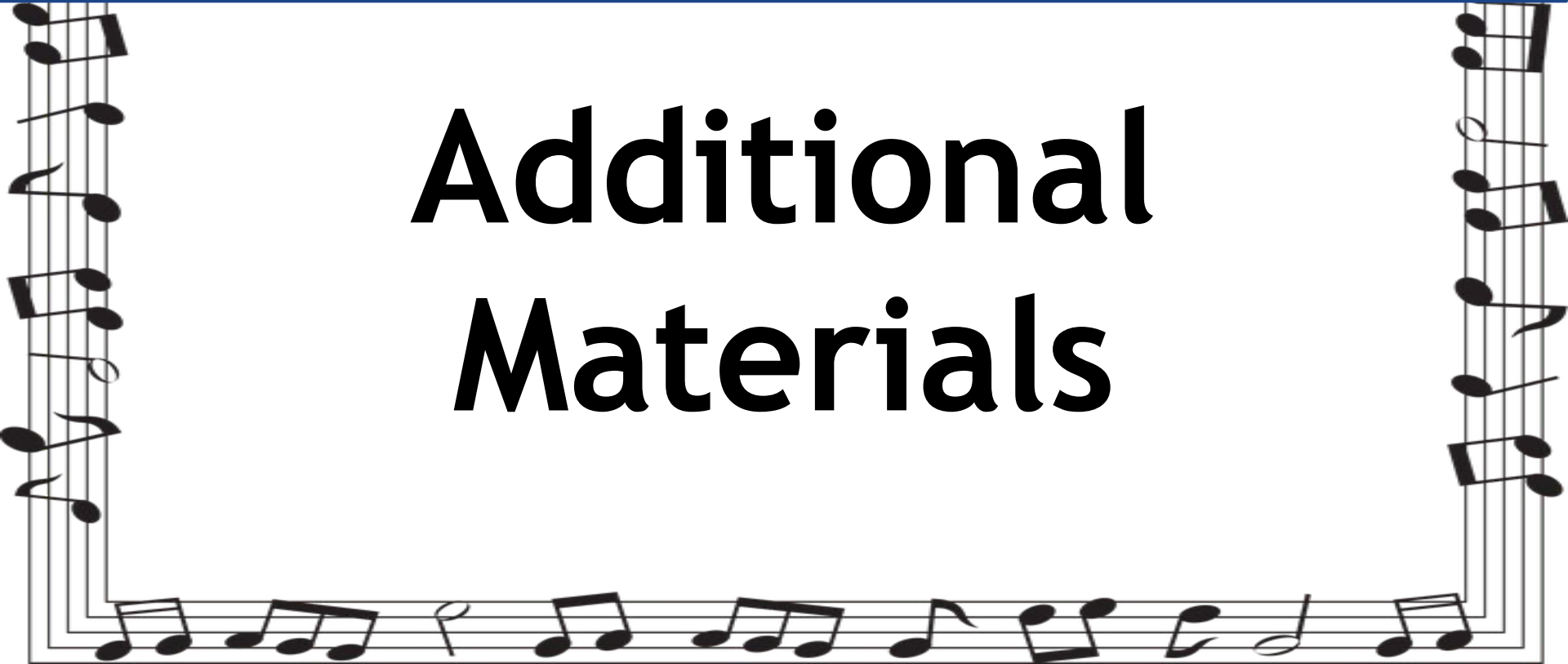


"AND"

TRY WRITING IN THE COUNTS,  
SAYING THE RHYTHM AND  
PLAYING THE RHYTHM



# Additional Materials



## THE BEST WAY TO COUNT 16TH NOTE RHYTHMS

THIS VIDEO GOES IN DEPTH WITH BREAKING DOWN 16TH NOTE RHYTHMS (YOU MAY WANT TO SKIP THE BEGINNING UNLESS YOU NEED THE REVIEW!)


## SIXTEENTH NOTE SIGHT RHYTHMS – THE SHED

THIS ONE WILL HELP WITH “HEARING” WHAT THE RHYTHMS SHOULD SOUND LIKE.

## RHYTHM PRACTICE

USE THIS VIDEO TO PRACTICE CLAPPING OR PLAYING ALONG WITH TRIPLETS AND SOME 16TH NOTES.

# Self-Assessment



RHYTHM  
SPELLING  
CODE

FIRST, LOOK AT THE RHYTHM SPELLING CODE SHEET.

ONCE YOU'VE TRIED A FEW OF THE RHYTHMS, SEND A VIDEO OF YOU PLAYING A SECRET CODE TO YOUR ORCHESTRA TEACHER! (DON'T MAKE IT TOO COMPLICATED!)

Rhythm Spelling

A B C D E  
 6 F G H I J K  
 12 L M N O P  
 17 Q R S T U  
 22 V W X Y  
 26 Z

"Spell" the following words by clapping the rhythm of each letter.

SONG	ROCK	REST	BASS	HEAR	STAFF
POP	FIDDLE	MUSIC	TUBA	FORM	